

Stiffened Farm Bins

Offering all
the strength
and features of
TITAN'S largest
commercial bins!



TITAN

All the features of TITAN'S largest commercial bins in sizes ideal for the farm!

TITAN stiffened bins from Chief Agri/Industrial have long been used as an integral component of commercial grain management systems. Now, they are available in sizes ideal for use on farms, offering all the features that have created the TITAN reputation for superior strength, durability and ease of installation.

Available in diameters of 15'6" (4.7 meters) to 34'0" (10.37 meters) and overall heights of 19'2" (5.84 meters) to 82'3" (25.07 meters), there's a TITAN stiffened bin to fit the needs of any farm operation.


Corrugated Steel Sidewalls are Built to Last

- Sidewalls are created from high quality 20 through 8 gauge galvanized steel with tensile strength up to 65 ksi (448 mpa).
- 4.714" (11.97 cm) peak-to-peak corrugation of sidewalls is 3/4" (1.905 cm) wider than those of the closest competition, reducing the chance for material to collect on the inner walls.



TITAN "W" Stiffeners Lead the Competition in Strength

- Designed to provide supplemental strength to the bin walls, the exterior W-configured stiffeners can bear almost twice the weight as the closest competing stiffeners.
- A plate-to-plate connecting system fuses the stiffener lengths and positively transfers the weight-bearing load down the stiffener column.



Anchor System Provides a Solid Base


- By firmly anchoring the stiffeners and sidewalls solidly to the foundation, TITAN stiffened farm bins provide strong resistance to lateral movement and uplift.

Standard G115 Galvanize Coating Offers Superior Corrosion Resistance

- G115 (350 g/m²) galvanize coating is used on all roof panels, sidewall sheets, and stiffeners, providing over 25% more protection than the G90 (275 g/m²) industry standard.
- JS 500 coating is used on all hardware, providing superior protection when compared to standard zinc coating.
- Zinc-coated 1/2" (1.27 cm) and 7/16" (1.11 cm) grade 8 bolts with serrated flange nuts are used to provide maximum strength.

Standard Easy Access Doors

- TITAN bins have a two-piece portal frame door with an easy latch system to provide unobstructed entry without requiring the removal of cross ties, tie rods or tie bars.
- The door frames are hot-dip galvanized for superior corrosion resistance.



Optional Convenient Walk-Through Doors

- The large 26" x 62" obstruction-free opening provides easy entry without fear of catching on brackets or hooks.
- Located on the inside and outside door panels, the easy-latch system allows entry without the need for any tools.
- A lockable outside cover secures the contents and protects against unauthorized entry.



STRENGTH AND DURABILITY

Complete Aeration and Material Handling Systems

- Chief Agri/Industrial offers a comprehensive selection of aeration systems, conveyers and elevators to complete the farm grain storage system, helping to minimize storage costs and maximize commodity selling prices.

Grain Storage Monitoring Systems

- Chief Agri/Industrial offers highly sophisticated grain storage monitoring products, from simple handheld monitoring units to complete computer-controlled grain management systems.



Five-Year Limited Warranty

- TITAN stiffened farm bins are covered by a 5-year limited warranty – one of the best in the industry! Bin accessories are covered by a one-year limited warranty.

For more information about our warranties, contact the Chief Agri/Industrial dealer nearest you.

Aeration Systems



Hooded Roof Vent



In Line Fan



Centrifugal Fan



Channel Lock Floor and Supports

Material Handling Systems



Incline chain conveyor




Horizontal chain conveyor



Bucket Elevator Head



Boot Section




We Engineer Relationships

For Chief Agri-Industrial, every product we sell is a commitment to you! So when you purchase a Titan Stiffened Farm Bin, not only will you receive one of the best values in grain storage on the market, you can rest assured knowing that we are committed to doing everything possible to ensure a positive long-term relationship based on your total satisfaction. When quality, dependability, service and value are the factors you look for in making your buying decisions, choose a Titan Stiffened Farm Bin from Chief Agri-Industrial.

Chief Agri/Industrial is a division of Chief Industries, Inc. Established in 1954, Chief Industries, Inc. is a diversified organization providing a balanced range of products and services through its 16 divisions and subsidiaries.

Ask your Chief Agri/Industrial dealer for details.



	Height					Estimated Storage Capacity					
	Model Number	Eave (Ft.)	Eave (M)	Overall (Ft.)	Overall (M)	To Eave (Bushels)	To Eave w/ 13" Floor (Bushels)	To Peak (Bushels)	To Peak w/ 13" Floor (Bushels)	Filled To Peak * (Metric.TON)	Filled To Peak (Cubic Meters)
All Diameters 15' 6" (4.71 M)	CB5-4	14' 2"	4.31	19' 2"	5.84	2251	2074	2470	2294	63	83
	CB5-5	17' 8"	5.39	22' 8"	6.91	2817	2640	3036	2860	78	101
	CB5-6	21' 3"	6.47	26' 3"	7.99	3383	3206	3602	3426	92	120
	CB5-7	24' 9"	7.54	29' 9"	9.07	3949	3772	4168	3992	106	139
	CB5-8	28' 3"	8.62	33' 3"	10.15	4515	4338	4734	4558	121	158
CB5-9	31' 10"	9.70	36' 10"	11.22	5081	4904	5300	5123	135	176	
All Diameters 18' 7" (5.66 M)	CB6-4	14' 2"	4.31	20' 3"	6.17	3241	2987	3620	3366	92	121
	CB6-5	17' 8"	5.39	23' 9"	7.25	4056	3802	4435	4181	113	148
	CB6-6	21' 3"	6.47	27' 4"	8.33	4871	4617	5250	4996	134	175
	CB6-7	24' 9"	7.54	30' 10"	9.41	5686	5432	6065	5811	155	202
	CB6-8	28' 3"	8.62	34' 5"	10.48	6501	6247	6880	6626	175	229
CB6-9	31' 10"	9.70	37' 11"	11.56	7316	7062	7695	7441	196	256	
All Diameters 21' 8" (6.60 M)	CB7-4	14' 2"	4.31	21' 4"	6.50	4411	4065	5013	4667	128	167
	CB7-5	17' 8"	5.39	24' 10"	7.58	5521	5175	6123	5777	156	204
	CB7-6	21' 3"	6.47	28' 5"	8.66	6630	6284	7232	6886	184	241
	CB7-7	24' 9"	7.54	31' 11"	9.74	7739	7393	8341	7995	212	277
	CB7-8	28' 3"	8.62	35' 6"	10.81	8848	8502	9450	9104	241	314
CB7-9	31' 10"	9.70	39' 0"	11.89	9957	9611	10559	10214	269	351	
All Diameters 24' 9" (7.54 M)	CB8-4	14' 2"	4.31	22' 5"	6.83	5762	5310	6660	6208	170	222
	CB8-5	17' 8"	5.39	25' 11"	7.91	7210	6759	8109	7657	200	270
	CB8-6	21' 3"	6.47	29' 6"	8.99	8659	8207	9558	9106	243	318
	CB8-7	24' 9"	7.54	33' 0"	10.07	10108	9656	11007	10555	280	366
	CB8-8	28' 3"	8.62	36' 7"	11.14	11557	11105	12455	12003	317	414
CB8-9	31' 10"	9.70	40' 1"	12.22	13005	12554	13904	13452	354	462	
All Diameters 27' 10" (8.49 M)	CB9-4	14' 2"	4.31	23' 6"	7.16	7292	6720	8571	8000	218	285
	CB9-5	17' 8"	5.39	27' 0"	8.24	9125	8554	10405	9833	265	346
	CB9-6	21' 3"	6.47	30' 7"	9.32	10959	10387	12239	11667	311	407
	CB9-7	24' 9"	7.54	34' 1"	10.40	12793	12221	14072	13500	358	468
	CB9-8	28' 3"	8.62	37' 8"	11.47	14626	14054	15906	15334	404	529
	CB9-9	31' 10"	9.70	41' 2"	12.55	16460	15888	17739	17168	451	590
	CB9-10	35' 4"	10.78	44' 9"	13.63	18293	17722	19573	19001	498	650
	CB9-11	38' 11"	11.85	48' 3"	14.71	20127	19555	21407	20835	544	711
	CB9-12	42' 5"	12.93	51' 9"	15.79	21961	21389	23240	22668	591	772
	CB9-13	46' 0"	14.01	55' 4"	16.86	23794	23222	25074	24502	637	833
	CB9-14	49' 6"	15.09	58' 10"	17.94	25628	25056	26907	26336	684	894
	CB9-15	53' 0"	16.17	62' 5"	19.02	27461	26890	28741	28169	731	955
	CB9-16	56' 7"	17.24	65' 11"	20.01	29295	28723	30575	30003	777	1016
	CB9-17	60' 1"	18.32	69' 6"	21.17	31129	30557	32408	31836	824	1077
	All Diameters 30' 11" (9.43 M)	CB10-4	14' 2"	4.31	24' 7"	7.49	9002	8296	10757	10051	274
CB10-5		17' 8"	5.39	28' 1"	8.57	11266	10560	13021	12315	331	433
CB10-6		21' 3"	6.47	31' 8"	9.65	13530	12824	15285	14579	389	508
CB10-7		24' 9"	7.54	35' 2"	10.73	15793	15087	17548	16843	446	583
CB10-8		28' 3"	8.62	38' 9"	11.80	18057	17351	19812	19106	504	658
CB10-9		31' 10"	9.70	42' 3"	12.88	20321	19615	22076	21370	561	734
CB10-10		35' 4"	10.78	45' 10"	13.96	22584	21878	24340	23634	619	809
CB10-11		38' 11"	11.85	49' 4"	15.04	24848	24142	26603	25897	676	884
CB10-12		42' 5"	12.93	52' 10"	16.12	27112	26406	28867	28161	734	959
CB10-13		46' 0"	14.01	56' 5"	17.19	29375	28670	31131	30425	791	1034
CB10-14		49' 6"	15.09	59' 11"	18.27	31639	30933	33394	32688	849	1109
CB10-15		53' 0"	16.17	63' 6"	19.35	33903	33197	35658	34952	906	1185
CB10-16		56' 7"	17.24	67' 0"	20.43	36167	35461	37922	37216	964	1260
CB10-17		60' 1"	18.32	70' 7"	21.50	38430	37724	40185	39480	1021	1335
CB10-18		63' 8"	19.40	74' 1"	22.58	40694	39988	42449	41743	1079	1410
All Diameters 34' 0" (10.37 M)	CB11-4	14' 2"	4.31	25' 8"	7.82	10893	10038	13229	12374	336	440
	CB11-5	17' 8"	5.39	29' 2"	8.90	13632	12777	15968	15114	406	531
	CB11-6	21' 3"	6.47	32' 9"	9.98	16371	15516	18707	17853	476	622
	CB11-7	24' 9"	7.54	36' 3"	11.06	19110	18256	21446	20592	545	713
	CB11-8	28' 3"	8.62	39' 10"	12.13	21849	20995	24185	23331	615	804
	CB11-9	31' 10"	9.70	43' 4"	13.21	24588	23734	26924	26070	684	895
	CB11-10	35' 4"	10.78	46' 11"	14.29	27327	26473	29663	28809	754	986
	CB11-11	38' 11"	11.85	50' 5"	15.37	30066	29212	32402	31548	824	1076
	CB11-12	42' 5"	12.93	53' 11"	16.45	32805	31951	35141	34287	893	1167
	CB11-13	46' 0"	14.01	57' 6"	17.52	35544	34690	37880	37026	963	1258
	CB11-14	49' 6"	15.09	61' 0"	18.60	38283	37429	40619	39765	1032	1349
	CB11-15	53' 0"	16.17	64' 7"	19.68	41022	40168	43358	42504	1102	1440
	CB11-16	56' 7"	17.24	68' 1"	20.76	43761	42907	46098	45243	1171	1531
	CB11-17	60' 1"	18.32	71' 8"	21.83	46501	45646	48837	47982	1241	1622
	CB11-18	63' 8"	19.40	75' 2"	22.91	49240	48385	51576	50722	1311	1713
CB11-19	67' 2"	20.48	78' 8"	23.99	51979	51124	54315	53461	1380	1804	
CB11-20	70' 9"	21.55	82' 3"	25.07	54718	53864	57054	56200	1450	1895	

NOTE: All bins have a 35° unstructured roof slope.



Agri/Industrial Division

of Chief Industries, Inc.

P.O. Box 848 • Kearney, Nebraska 68848 USA

Phone (308) 237-3186 • Fax (308) 237-2650 • www.agri.chiefind.com